

HYDRATION PRODUCTS

DRINKING
FOUNTAINS

BOTTLE
FILLERS

This brochure represents a portion of the extensive hydration product line that HAWS® offers.

Visit www.hawesco.com for a comprehensive list of products and accessories.



model 1011HSA.8



ABOUT HAWS®

Global Customers
Global Vision
Local Service

Ingenuity is the *Haws* culture. Every day we work to address your needs and solve your challenges by applying imagination and initiative to make your job easier. *Haws* is committed to improving the health and safety of our global community by providing customer focused hydration, safety, and tempering solutions. With more than 8,000 distribution locations and 250 employees worldwide, we continually focus on quality, service, reliability and complete solution support.

With the invention of the drinking faucet in 1906 by Luther Haws, the *Haws* Sanitary Drinking Faucet Company formed in 1909 in Berkeley, California. During the 1950s, *Haws* introduced emergency drench showers and safety eyewashes into its manufacturing line. Establishing headquarters in Sparks, Nevada in 1996, *Haws* continued expanding, opening various global locations. In 2018, the Nevada Division of Industrial Relations awarded SHARP status (Safety and Health Achievement Recognition Program) to *Haws*.

CORE PURPOSE:
To Improve the Health & Safety of Our Global Community



RIVIVE™ HYDRATION STATION™

Bottle Fillers & Drinking Fountains

new



2000HS **RECESSED BOTTLE** **FILLING STATION**

Recessed, stainless steel bottle filler, field configurable filtration, and auto-purge functionality.

Surface mount model 2000HSSM
Chilled model 2000HSA.8



1001HSA **RECESSED BOTTLE FILLING** **STATION WITH SINGLE FOUNTAIN**

Recessed, stainless steel bottle filler and drinking fountain, field configurable filtration, and auto-purge functionality.

Chilled model 1001HSA.8



1011HSA **RECESSED BOTTLE FILLING** **STATION WITH HI-LO FOUNTAINS**

Recessed, stainless steel bottle filler and HI-LO drinking fountains, field configurable filtration, and auto-purge functionality.

Chilled model 1011HSA.8

RIVIVE™

RETHINK. REFILL. RIVIVE.

Hydration Made Easy.

HYGIENIC

- 24-hour purge
- Touchless bottle filler activation
- Simple drain cleaning
- Tankless chiller

VANDAL RESISTANT

- Best-in-class sensor
- 16-gauge stainless steel construction
- Industry-leading push button
- Anti-rotational bubbler head



model 1011HSA.8

USER-FRIENDLY

- Flexible M-F & Sa-Su schedule options
- Battery back-up to save settings during power loss
- Front-accessible program button
- Quick and easy filter changes

SUSTAINABLE

- Energy saving shut-off feature when idle for extended periods of time
- Chiller energy savings
- Programmable settings
- LED electronic display and bottle counter
- Filter status indicator

FIELD CONFIGURABLE FILTRATION

All RIVIVE models come with a 3,000-gallon filter and a 5-year strainer, providing facilities the flexibility to choose their specific filtration needs for filtered or non-filtered operation.



model 6434



model 6428

OUTDOOR BOTTLE FILLERS & DRINKING FOUNTAINS

This highly-configurable product comes with fully ADA-compliant standard models ideal for all outdoor installations, including school campuses, office courtyards, parks and recreational facilities.



3611 with 3670 dog bowl
ADA OUTDOOR STAINLESS STEEL BOTTLE FILLER AND FOUNTAIN WITH DOG BOWL
Heavy-duty outdoor, ADA pedestal bottle filler, drinking fountain and dog bowl with matte silver powder-coated finish. **AVAILABLE IN CUSTOM COLORS**



STANDARD COLOR OPTIONS



ACCESSIBILITY FEATURES

- Standard models designed to meet ADA requirements
- Space-saving installation options
- Front access panels for simple maintenance and filter replacements
- Front-facing push buttons and front approach



ENVIRONMENT AND HEALTH CONSCIOUS

- 100% lead free waterways
- Filtered options available
- Bottle filler attachment to reduce plastic consumption



model 3612 with 3670 dog bowl accessory

CUSTOM COLOR OPTIONS



White



Brown



Red



Yellow



Orange

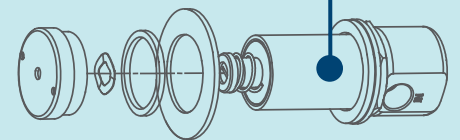


Bronze Mist



VANDAL-RESISTANT CONSTRUCTION

- Heavy-duty stainless steel with powder coated exterior
- Freeze-resistant options available



INNOVATIVE VALVE DESIGN

The ONLY Drinking Fountain Valve With:

- An all-stainless steel valve body machined out of solid stainless steel bar stock
- Front access to the stainless water supply strainer
- Machined brass cartridge retainer rings

For custom colors, contact customer service:
customerservice@hawsco.com, or call 888.640.4297.

PEDESTAL OUTDOOR

3602 with 3670 dog bowl ADA OUTDOOR STAINLESS STEEL DUAL FOUNTAIN WITH DOG BOWL

Heavy-duty outdoor, ADA pedestal dual drinking fountains and dog bowl with matte silver powder-coated finish, and the option of adding/changing a drinking fountain, bottle filler, dog bowl and/or hose bib at any time. **AVAILABLE IN CUSTOM COLORS**



3612F ADA OUTDOOR STAINLESS STEEL FILTERED BOTTLE FILLER AND DUAL FOUNTAIN

Heavy-duty outdoor, ADA pedestal bottle filler and dual drinking fountains with matte silver powder-coated finish, and the option of adding/changing a drinking fountain, bottle filler, dog bowl and/or hose bib at any time. Non-filtered model available 3612. **AVAILABLE IN CUSTOM COLORS**



FEATURES & BENEFITS

- 100% lead-free waterways
- Barrier-Free
- Front access stream adjustment, cartridge and strainer
- Vandal-resistant components
- Chrome-plated brass bubbler, push button and waste strainer
- Aesthetically pleasing and protective powder-coated surfaces



3300
HEAVY-DUTY, HI-LO FOUNTAIN
 HI-LO, barrier-free design. Ready for any environment with heavy-duty, 11-gauge construction, bubbler guards and recessed push buttons. Freeze-resistant model, 3300FR. Bib faucet option available. **AVAILABLE IN CUSTOM COLORS**



3511
HEAVY-DUTY, HI-LO FOUNTAIN
 Antique style pedestal made of heavy-duty, cast aluminum with powder-coated finish makes for one of the most stylish fountains that *Haws* produces. Standard color is black. Freeze-resistant model, 3511FR. Bib faucet option available.



3610F
ADA OUTDOOR STAINLESS STEEL FILTERED BOTTLE FILLER
 Heavy-duty outdoor, ADA pedestal bottle filler with matte silver powder-coated finish, and the option of adding/changing a drinking fountain, bottle filler, dog bowl and/or hose bib at any time. Non-filtered model available 3610. **AVAILABLE IN CUSTOM COLORS**


3380
PEDESTAL FOUNTAIN

Heavy-duty, 11-gauge, fabricated galvanized steel with powder-coated finish provides exceptional corrosion resistance in one of our toughest made fountains. Standard color is green. Freeze-resistant model available 3380FR. **AVAILABLE IN CUSTOM COLORS**



3202
ANGLED, TROUGH-STYLE FOUNTAIN

Angled, barrier-free, trough-style design allows the pedestal to be placed securely in multiple locations where a gravel fill is present or can be installed. Gravel fill and trough design completely eliminate the need for traditional drains that can be clogged with sand and other contaminants. Bib faucet option available. Standard color is green. **AVAILABLE IN CUSTOM COLORS**



CUSTOM COLOR OPTIONS



WALL MOUNTED OUTDOOR



1109FRB **BARRIER-FREE, FREEZE- RESISTANT, FOUNTAIN**

Barrier-free, vandal-resistant, 18-gauge stainless steel drinking fountain includes a fully engineered pneumatic operated freeze-resistant valve assembly for continual use during winter months. Wall mounted design allows the unit to be placed securely in multiple locations without taking up excess space.



1119FRP **BARRIER-FREE, FREEZE- RESISTANT, FOUNTAIN AND BOTTLE FILLER**

Barrier-free, vandal-resistant, 18-gauge stainless steel drinking fountain and bottle filler incorporates a fully engineered pneumatic operated freeze-resistant valve assembly. Wall mounted design allows the unit to be placed securely in multiple locations without taking up excess space.



FEATURES & BENEFITS

- 100% lead-free waterways
- Polished, chrome-plated brass bubbler, push button and waster strainer
- Barrier-Free
- Front access stream adjustment, cartridge and strainer
- Vandal-resistant components and bottom plates
- Integral waste trap
- 100% U.S.A. factory pressure tested to meet the highest quality standards



1025
BARRIER-FREE, HEAVY-DUTY FOUNTAIN

Barrier-free, heavy-duty 11-gauge fabricated galvanized steel with green powder-coated finish. Top-down drain access allows for cleaning without taking unit apart. Welded heavy-duty bubbler guard protects the drinking point from misuse. **AVAILABLE IN CUSTOM COLORS**



1501
BARRIER-FREE, HI-LO, ENAMELED IRON DUAL FOUNTAIN

Barrier-free, HI-LO, wall-mounted design with white enameled iron construction. Soft rounded corners prevent mishaps and other accidents that may occur once installed. Matching back panel provides a better base for a sturdier fountain.



3690 Config WM
BARRIER-FREE, HEAVY-DUTY BOTTLE FILLER

Barrier-free, heavy-duty outdoor, ADA accessible outdoor wall mounted bottle filler uses a patented push-button stainless steel valve assembly allowing for front access stream adjustment as well as cartridge and strainer access.

1431
ENAMELED IRON, TWO-BUBBLER FOUNTAIN

Two-bubbler, enameled iron, barrier-free fountain provides for bullet-proof durability. Bubbler heads locked to main bowl prevent against vandals and provide efficient water flow for twice the users as single-bubbler fountains.



1409
CAST ALUMINUM, MULTI-BUBBLER FOUNTAIN

Multi-bubbler, barrier-free, white powder-coated cast aluminum construction. Gloss finish resists stains keeping the fountain protected. Three bubbler heads locked to main bowl prevent against vandals and provide efficient water flow in high traffic areas.



ELECTRIC WATER COOLERS

Designed with the installer in mind, the unit provides large clearances inside to allow for easy installation, filter replacement, and maintenance. All of these features make the EWC the most economical and modern choice on the market.



1212SF
HI-LO, FILTERED ELECTRIC WATER COOLER WITH BOTTLE FILLER
 HI-LO, stainless steel, filtered electric water cooler with sensor-operated bottle filler.



1211SF
SINGLE, FILTERED ELECTRIC WATER COOLER WITH BOTTLE FILLER
 Single, stainless steel, filtered electric water cooler with sensor-operated bottle filler.



1210SF
FILTERED ELECTRIC WATER COOLER BOTTLE FILLER
 Stainless steel, filtered, sensor-operated electric water cooler bottle filler with resting platform from basin.



1202SF
HI-LO, FILTERED ELECTRIC WATER COOLER
 HI-LO, stainless steel, filtered electric water cooler with an electronic valve and push bar assembly.



1201SF
SINGLE FILTERED ELECTRIC WATER COOLER
 Single, stainless steel, filtered electric water cooler with an electronic valve and push bar assembly.

All models available with non-filter options.

QUALITY THAT DELIVERS. DESIGN THAT CAPTIVATES.



DURABLE

- Vandal resistance features include a hidden programming button, anti-rotational bubbler head, torx bit access screws, steel frame, and fasteners hidden from view
- Integral laminar flow technology
- Enhanced tankless water cooler for consistently cooled water during use (Patent # US11203516B2)
- Self-leveling mounting system ensures flush alignment every time (Patent # US10934694B1)

SUSTAINABLE

- Energy saving shut-off feature when idle for extended periods of time
- Bottle counter display for single use plastic bottles saved
- 100% lead-free waterways



1211SF model shown



HYGIENIC

- 24-hour purge feature on bottle filler
- NSF certified carbon block filter cartridge
- Filter life: 1 year or 3,000 gallons (11356L)
- Hands-free sensor options available
- Sensor-activated bottle filler



FUNCTIONAL

- Industry-leading bottle fill rate (1.5 gpm)
- Large clearances make filter replacement and maintenance painless
- Designed with retrofit and replacement advantages



SCAN ME

BOTTLE FILLER CONFIGURATIONS



1920 **BOTTLE FILLING STATION**

Push button, wall-mounted, satin finished bottle filler that can be mounted alone or above a drinking fountain. Constructed of 14-gauge, Type 304 satin finish stainless steel with 100% lead-free waterways and 1 GPM (3.78 LPM) laminar flow.

Sensor-operated model 1920HO



1922 **BOTTLE FILLER WITH DRIP TRAY DRAIN**

Wall-mounted bottle filler offering the 'only' all stainless-steel valve body that is machined out of solid bar stock, fully serviceable through the front of the push button assembly offering access to the water control cartridge and integral water supply strainer, and access to the water stream height adjustment for easy maintenance.

Sensor-operated model 1922HO



1107PCH **CHILD SINGLE FOUNTAIN AND BOTTLE FILLER**

Wall mounted vandal-resistant, low profile ADA child height, 14 gauge stainless steel drinking fountain and bottle filler, 100% lead-free waterways and 1 GPM (3.78 L) laminar flow. Optional 3000 gallon water filter available model 6480.

Sensor-operated models available.



1001P **SINGLE FOUNTAIN AND BOTTLE FILLER**

Push button, wall mounted vandal-resistant drinking fountain and bottle filler with a stainless steel satin finish, 100% lead-free waterways and 1 GPM (3.78 L) laminar flow.

Sensor-operated models available.

FEATURES & BENEFITS

- 100% lead-free waterways
- Polished, chrome-plated brass bubbler, push button and waster strainer
- Barrier-Free
- Front access stream adjustment, cartridge and strainer
- Vandal-resistant components
- Integral waste trap
- 100% U.S.A. factory pressure tested to meet the highest quality standards



1117P
HI-LO FOUNTAIN WITH OVAL BOWLS
AND BOTTLE FILLER

Wall-mounted ADA vandal-resistant stainless steel drinking fountain and bottle filler, 100% lead-free waterways and 1 GPM (3.78 L) laminar flow. Design allows the unit to be placed securely in multiple locations without taking up excess space.

Sensor-operated models available.



1119P
HI-LO FOUNTAIN WITH SQUARE BOWLS
AND BOTTLE FILLER

Wall-mounted ADA vandal-resistant stainless steel drinking fountain and bottle filler, 100% lead-free waterways and 1 GPM (3.78 L) laminar flow. Design allows the unit to be placed securely in multiple locations without taking excess space.

Sensor-operated models available.



1011MSP
HI-LO FOUNTAIN AND BOTTLE FILLER WITH
MOUNTING SYSTEM

Wall-mounted ADA vandal-resistant stainless steel drinking fountain and bottle filler, 100% lead-free waterways and 1 GPM (3.78 L) laminar flow, in-wall mounting frame with lower access panel allowing for front access.

Sensor-operated models available.



1011.8PF
CHILLED FILTERED HI-LO FOUNTAIN
AND BOTTLE FILLER

Push-button operated chilled, vandal-resistant stainless steel drinking fountain and bottle filler with adult and child ADA capabilities. Chiller provides 8 GPH (30.28 LPH) chilled water.

Sensor-operated models available.

WALL MOUNTED ARCHITECTURAL



1001

BARRIER-FREE FOUNTAIN

Barrier-free, wall mounted, satin finish stainless steel drinking fountain with sculpted bowl, and 100% lead-free waterways.



FEATURES & BENEFITS

- Touchless activation options
- 100% lead-free waterways
- 18-gauge, Type 304 stainless steel bowl with 14-gauge bracket
- Polished, chrome-plated brass vandal-resistant bubbler and push button
- Satin stainless steel, and high-polished stainless steel finishes available
- Custom finishes and configurations available
- Laminar flow which produces a more even flow and eliminates splashing
- Barrier-free for ADA access
- Front access stream adjustment, cartridge and strainer
- Elegant swirl bowl design channels water to ensure proper drainage
- Vandal-resistant components and bottom plates
- 100% U.S.A. factory pressure tested to meet the highest quality standards



1011

BARRIER-FREE, HI-LO FOUNTAIN

Barrier-free, wall mounted, satin finish stainless steel drinking fountain with round sculpted bowls, and 100% lead-free waterways.



1001MS

BARRIER-FREE, IN-WALL MOUNTED FOUNTAIN

Barrier-free, satin finish stainless steel drinking fountain with sculpted bowl, back panel and in-the-wall mounting system, and 100% lead-free waterways.



1001.8

BARRIER-FREE, CHILLED FOUNTAIN

Barrier-free, wall mounted, satin finish stainless steel drinking fountain with round sculpted bowl, provides 8 GPH (30.28 LPH) chilled water, and 100% lead-free waterways.



1011.8

BARRIER-FREE, CHILLED HI-LO FOUNTAIN

Barrier-free, wall mounted, satin finish stainless steel drinking fountain with round sculpted bowls, unit provides 8 GPH (30.28 LPH) of chilled water, and 100% lead-free waterways.

SINK COUNTER-TOP MOUNTED



**4110ADA
ENAMELED IRON DECK SINK**

Barrier-free capabilities when mounted at appropriate height. Recessed sink design with water tight fit and stainless steel mounting rim (not shown) helps to minimize excess splashing. Heavy-duty, cast iron basin with a glossy white, acid-resisting enamel finish. Pre-punched to accept two valves and/or faucets. Model shown with optional components.



SINK FEATURES & BENEFITS

- Barrier-Free
- Stainless steel or enameled iron construction
- Vandal-resistant components

FAUCET FEATURES & BENEFITS

- 100% lead-free waterways
- Polished, chrome-plated brass construction
- Vandal-resistant components



4230
BARRIER-FREE, COUNTER-MOUNTED SINK

Stainless satin finish resists stains and corrosion. Sunken sink design helps to minimize excess splashing and self-rimming allows for easy mounting, while the stainless steel construction provides durability and corrosion resistance. Water-tight fittings along with sound deadening undercarriage keep this unit mounted securely on any counter-top. Measurements: 31" x 19" x 5" (78.7 cm x 48.3 cm x 12.7 cm) deep. Model shown with optional components. Smaller Model 4210 also available.



4010
STAINLESS STEEL DECK FOUNTAIN

Ideal for sink or counter-top locations. Stainless steel bubbler valve with adjustable stream regulation. Anti-squirt flow prevents surging water, keeping the drinking area contained and clean. Equipped with mounting bracket and waste strainer.



5010.6427SS
DRINKING FAUCET

A polished stainless steel push-button bubbler valve for countertop or sink mounting.



5017LF
DRINKING FAUCET

All polished chrome-plated sink or counter-mounted drinking faucet with renewable control cartridge.



5051LF
DRINKING FAUCET

Self-closing level handle, polished chrome-plated, sink or deck mounted bubbler valve with adjustable stream regulation.



5054LF
DRINKING FAUCET

Self-closing lever handle, polished chrome-plated brass deck-mounted drinking faucet with automatic stream regulation.



5452LF
SINK FAUCET

Self-closing lever handle, polished chrome-plated brass gooseneck faucet.



5510LF
SINK FAUCET


Stay-open lever handle, polished chrome-plated brass gooseneck faucet.



5551
GLASS FILLER FAUCET

Push lever operated, self-closing, polished chrome-plated brass, deck-mounted, gooseneck cold water glass-filler faucet.

ACCESSORIES



5874PB
Lead-free, stainless steel, push-activated, chrome-plated brass push button valve. Includes PBA7 recessed-style, push button assembly.



5874PBF
Flush-mount, lead-free, stainless steel, push-activated, chrome-plated brass, push button valve. Includes PBA6 flush-mount, push button assembly.



VRK5872
VRK5872 valve repair kit for model 5872. Includes push-button, adjusting spring, diaphragm ring slip, diaphragm assembly, valve stem, bottom spring, bottom plug "O" ring, and bottom plug.



VRK5874
VRK5874 valve repair kit for model 5874. Includes wave washer, cartridge regulator and 60 mesh strainer.



VRK5874HF
VRK5874HF valve repair kit for the models 1920 model series and the 3690. Includes wave washer, high flow cartridge regulator and 60 mesh strainer.



6250LF
Self-closing, plain end, lead-free, brass bib faucet with polished chrome-plated finish.



6252EHLF
Self-closing, plain end, bib faucet with rough brass finish and a special extended lever handle which is locked to valve.



6455
Polished chrome-plated brass flat waste strainer.



6469
Drip tray used with the 1920 series bottle fillers for single or dual fountain.



6603
Satin finish stainless steel access panel. Includes frame and screws.



6611
Sand trap for installing adjacent to pedestal drinking fountains to help prevent debris and contaminants from clogging waste line. Use model 6635 for models 3500 and 3511.




6635
In-pedestal sand trap for models 3500, 3511 and 3600 series fountains.



6518FR
Fully-engineered, pneumatic-operated, freeze-resistant valve system for all pedestal fountains. System is installed below the frost line.



6700
Universal mounting plate for most single bubbler wall-mounted fountains. Panel is 18" W x 7" H (45.7 x 17.8 cm).




6700.4
HI-LO universal mounting plate for most dual bubbler wall-mounted fountains. Panel is 36" W x 12" H (91 x 30.5 x).

COPPER SAFE-TOUCH™ PUSH BUTTON New or Retrofit Options



PBA6C
Fits Valve Type 5874PBF



PBA7C
Fits Valve Type 5874PB



PBA8C
Fits Valve Type Model 5010SS



ACCESSORIES



6700R
Mounting plate used with the 1920 series bottle fillers for single or dual fountain retrofit installations. Panel is 14" W x 7" H (35.6 x 17.8 cm).



6715
In-wall mounting plate provides the maximum support and facilitates the installation of HI-LO, barrier-free, 1501 series fountains. Panel is 36" W x 14" H (91 x 35.6 cm).



6810
In-wall floor mounted fixture carrier, includes mounting holes for plumbing stub out bracket and electrical boxes and a on-site custom fit side drain port, for use with most fountains. Mounting plates sold separately.



HCR8
Chiller provides for instantaneous cooling to meet a continuous demand for chilled water.



BP6
Back panel that increases location visibility. Model BP6 is 15" x 9" (38 cm x 22.9 cm) stainless steel with a satin finish. Used on model 1001.



BP15
Satin-finish stainless steel 15-inch back panel for Model 1920. Back panel is 15" x 17" (38 x 43.2 cm). BP15 and 1920 can be used with 1001 and 1107L models. Available in high-polished stainless steel, model BP15HPS.



BP32
Satin-finish stainless steel 32-inch back panel for Model 1920. Back panel is 32" x 9.5" (81 x 24 cm). BP32 is to be used with model 1920 and 1011, H1011.8, H1117.8 or 1117L. Available in high-polished stainless steel, model BP32HPS. Model BP32R has opening on upper left side, no high-polish available.



MTGFR.LG
In-wall mounting frame provides the maximum support and facilitates the installation of HI-LO, electric water coolers.



MTGFR.DF2
In-wall mounting frame provides maximum support and facilitates the installation of 1011MS and 1011HPSMS series fountains.



SK6
Floor mounted cane detection for the HI-LO drinking fountains.



SK1
Satin finish stainless steel cane touch skirt for high unit to comply with ADA protruding objects guidelines.



SK3
Satin finish stainless steel cane touch skirt for high unit to comply with ADA protruding objects guidelines when needed.

BOTTLE STAND KITS



BTL1001
Add-on, stainless-steel, bottle stand for the 1001/1011 series drinking fountains with the 1920 bottle filler installed.








BTL1107
Add-on, stainless-steel, bottle stand for the 1107/1117 series drinking fountains with the 1920 bottle filler installed.



BTL1311
Add-on, stainless-steel, bottle stand for the 1311/1501 series drinking fountains with the 1920 bottle filler installed.



FILTER MODEL OPTIONS

| | | | | | |
|----------------------------------|---|---|---|---|---|
| |  |  |  |  |  |
| Filter Model | 6422 | 6423 | 6428 & 6428-C | 6477 | 6480 |
| Used In | Haws 2000 & 2000SM | Haws 2000S, 2000SMS, 2000SMSN, 2000SN, 2010, & 2010SM | All Filtered Models of 12XX-Series Electric Water Coolers, & 36XX-Series Drinking Fountains and <i>RIVIVE</i> | Retrofit for 36XX-Series Drinking Fountains | Retrofit for Indoor and Outdoor Drinking Fountains & Bottle Fillers |
| Connection to Head | Quarter Turn Connection | Threaded Connection | Quarter Turn Connection | Quarter Turn Connection | Quarter Turn Connection |
| Plumbing Ports | 3/8" Female Quick Connect (on Head) | 1/4" Female Quick Connect (on Head) | 3/8" Female Quick Connect (on Head) | 3/8" Female Quick Connect (on Head) | 3/8" Female Quick Connect (on Head) |
| Gallon Rating | 2,500 Gallons | 2,500 Gallons | 3,000 Gallons | 3,000 Gallons | 3,000 Gallons |
| Maximum Service Flow Rate | 0.75 GPM | 0.50 GPM | 1.67 GPM | 1.67 GPM | 1.67 GPM |
| Filter Media | 20 Micron Granular Activated Carbon | 1 Micron Carbon Block | 1 Micron Carbon Block | 1 Micron Carbon Block | 1 Micron Carbon Block |
| Removes/Reduces | <ul style="list-style-type: none"> • Chlorine Taste & Odor | <ul style="list-style-type: none"> • Chlorine Taste & Odor • Lead • Cysts • VOC | <ul style="list-style-type: none"> • Chlorine Taste & Odor • Lead • Cysts • VOC | <ul style="list-style-type: none"> • Chlorine Taste & Odor • Lead • Cysts • VOC | <ul style="list-style-type: none"> • Chlorine Taste & Odor • Lead • Cysts • VOC |
| Certifications | NSF/ANSI 42 | NSF/ANSI 42 & 53 | NSF/ANSI 42 & 53 | NSF/ANSI 42 & 53 | NSF/ANSI 42 & 53 |
| Advanced Features | Convenient Quick Change Feature | Electronic Total Flow Tracking | RFID Filter Detection (12XX Units Only) | Kit Includes 6428 Filter Head, Plus Associated Mounting & Plumbing | Kit Includes 6428 Filter Head, Plus Associated Mounting & Plumbing |

FEATURED PRODUCTS: SCHOOL HIGHLIGHT

Haws ADA-compliant, vandal-resistant hydration products are designed to seamlessly integrate into schools, providing clean and accessible drinking water for all students.



3612F
**OUTDOOR FILTERED
BOTTLE FILLER &
DRINKING FOUNTAIN**



2000HS
**RECESSED, FILTERED
BOTTLE FILLING STATION**



1311PCH
**ADA CHILD HEIGHT
WHITE ENAMELED IRON
FOUNTAIN AND BOTTLE
FILLER**



1212SF
**HI-LO FILTERED
ELECTRIC WATER
COOLER & BOTTLE
FILLER**

LEAD-FREE PRODUCTS SINCE 1990

Reduction of Lead in Drinking Water Act, an amendment to the Safe Drinking Water Act, establishes a maximum lead content of wetted surfaces of plumbing products to a weighted average of 0.25%. With an effective date of January 4, 2014, this law necessitates all potable plumbing products sold and installed meet the new lead reduction requirement.

All Haws drinking fountain products are lead-free, as well as several AXION® Emergency Tempering Valves. These Haws products have NSF/ANSI/CAN 61: Q ≤ 1 and NSF/ANSI/CAN 372 certifications, obtained through the internationally recognized CSA Testing Laboratory, and are AB1953 compliant.



COMPLIANCE

AB1953

AB1953 is encompassed in the California Assembly Bill 1953, enacted in September of 2006, which calls for a reduction in lead content in all plumbing equipment including pipes, fittings, and fixtures to a level less than 0.25%. This law went into effect on the first day of January 2010 and all the aforementioned products sold and installed on and after that date must meet this AB1953 lead reduction requirement. In 1990, *Haws* was already manufacturing products that fall within the lead reduction requirement that is now in effect.

All *Haws* drinking fountain products are lead-free, AB1953 compliant, and have NSF/ANSI/CAN 61-section 8 or section 9 and NSF/ANSI/CAN 372 certifications, obtained through the internationally recognized CSA Testing Laboratory.

CERTIFICATION MARKS

The CSA and UL certification marks signify that the product meets applicable U.S. and Canadian standards. Certifications for each model can be found in the model descriptions at www.hawsco.com.

CSA: Canadian Standard Association International



FCC/IC: Electronic Product
FCC (U.S.), IC (Canada)

FCC/IC

UL: Underwriters
Laboratories



NSF/ANSI/CAN 61-2020 CERTIFIED

Haws is pleased to announce that our hydration products meet the new Lead-Free Plumbing Fixtures requirements ahead of the National and State of California standard deadlines. *Haws* products are already in full compliance with the new lead-free requirements. We have more than 180 hydration models and component products now certified to the new NSF/ANSI/CAN 61-2020 requirements.

ADA COMPLIANCE

Haws drinking fountains and bottle fillers are designed to meet ADA accessibility guidelines within the current 2010 ADA (Americans with Disabilities Act) Standards for Accessible Designs created by the U.S. Access Board and enforced by the Department of Justice (DOJ).



Wheel Chair
Accessible products

MASTERFORMAT®, REVIT, CAD

MasterFormat® files now available for *Haws* products, as well as revit and cad files from caddetails and bim object.

bimobject





DON'T SEE EXACTLY WHAT YOU'RE LOOKING FOR?

Our team can help create a personalized product solution to fit your needs.

Below are some commonly ordered custom designs:

- Custom colors
- Modified product dimensions
- Custom logos

Call us at 888.640.4297, or email info@hawsco.com



Scan to access all technical data sheets, drawings, and manuals!

US/Canada

Haws HQ
www.hawsco.com
+1.888.640.4297

Latin America

Haws LATAM
www.hawsco.com.br
+55.11.4813.9977

Europe/Middle East/Africa

Haws EMEA
www.haws.ch
+41 (0) 34.420.6000

Asia Pacific

Haws APAC
www.haws.sg
+65.6367.0359



1455 Kleppe Lane
Sparks, NV 89431

www.hawsco.com
Email: info@hawsco.com

+1.888.640.4297
+1.775.359.4712
Fax: +1.775.359.7424